




Main
Parking
Entrance

Registration Table
on the right.

Bus/Truck Parking
follows the curve
just behind that.



Gates to
Warm-up
Areas




Warm-up Area A
on the right.

Warm-up Area B
on the left.


Gate to Warm-
up Area C.

Take a left at the
bottom of the
steps.



Softball field is Warm-
up Area C.

Access gate is near the
furthest light post. Take
the sidewalk indicated.





**Band
Holding
Area**
Sand will be
covered.

Sand will be covered.

STADIUM TO PERFORM



EXIT GATES



EXIT GATES

Grate will be covered.

Marching Band:

Turn right after the
1st gate.

Front Ensemble/

Props: Take the 2nd
gate, see photo
below.

EXIT GATES

Front Ensemble/

Props: Through the
gate to parking lot
and to the left to go
back up the Pit/
Prop Route.

