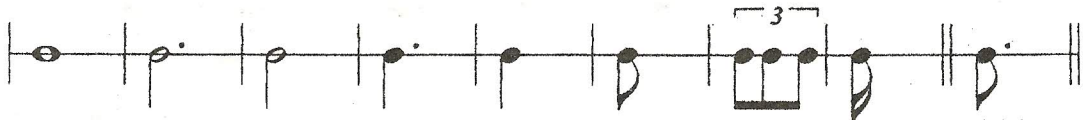




## All-State Junior Sightreading Guidelines

Objective – Sightreading examples should be challenging enough to separate the top few players from those who play only scales and solos at a high level of proficiency.

1. Range – is determined by the range required in the chromatic scale.
2. Key signatures – are chosen from the required major scales.
3. Accidentals – will be used, possibly more than once in a measure.
4. Tempo marking – to be chosen from the terms list.
5. Time Signature – one example in duple (2/4 or 4/4) meter and one example in triple (3/4) meter.
6. Rhythm patterns – The rhythms indicated below may be used in any combination. Rests will be chosen from whole rest, half rest, quarter rest and eighth rest (percussion parts may also include sixteenth rests) and may be used in any combination with other rests or notes.



Dotted eighth note found  
in percussion parts only.

7. Length – Examples in 2/4 will be 16 measures long. Examples in 3/4 and 4/4 will be 8 measures long. Some examples may contain pick-up notes.
8. Slurs and ties may be used in any combination.
9. Dynamics may include *ff*, *f*, *mf*, *mp*, *p*,  and . Percussion parts may also include accents.